



(12) **United States Design Patent**
Srivatsan

(10) **Patent No.:** **US D769,941 S**
(45) **Date of Patent:** **** Oct. 25, 2016**

(54) **MODULAR MEDIA PLAYER**

Primary Examiner — Prabhakar Deshmukh

(71) Applicant: **Akshay Srivatsan**, Palo Alto, CA (US)

(72) Inventor: **Akshay Srivatsan**, Palo Alto, CA (US)

(73) Assignee: **Akshay Srivatsan**, Palo Alto, CA (US)

(**) Term: **15 Years**

(21) Appl. No.: **29/537,683**

(22) Filed: **Aug. 27, 2015**

(51) **LOC (10) Cl.** **14-01**

(52) **U.S. Cl.**
USPC **D14/496**

(58) **Field of Classification Search**
USPC D14/432, 434, 447, 357, 299, 496,
D14/203.1–203.8, 149, 155, 157, 188,
D14/209.1, 217; D21/324, 328, 332, 333;
361/600, 679–686; 320/114, 115;
345/156–161, 905, 901; 439/529, 534,
439/929; 455/556, 556.2, 557
CPC G06F 1/16; G06F 5/00; H04N 5/225;
H04N 5/40
See application file for complete search history.

(56) **References Cited**

U.S. PATENT DOCUMENTS

5,625,673	A *	4/1997	Grewe	G06F 1/1626 379/428.03
5,628,055	A *	5/1997	Stein	H04B 1/38 375/222
5,893,037	A *	4/1999	Reele	H04N 1/00281 348/14.02
D556,210	S *	11/2007	Choi	D14/496
D607,434	S *	1/2010	Miyazawa	D14/203.3
D622,548	S *	8/2010	Jensen	D7/509
7,863,856	B2 *	1/2011	Sherman	G06F 1/1626 320/103
D689,460	S *	9/2013	Chen	D14/172
D722,042	S *	2/2015	Nakamura	D14/209.1
D726,223	S *	4/2015	Guerrero	D14/496
D759,018	S *	6/2016	Subramaniam	D14/434

* cited by examiner

(57)

CLAIM

The ornamental design of a modular media player, as shown and described.

DESCRIPTION

FIG. 1 is a top plan of a modular media player showing my new design;

FIG. 2 is a side elevational view thereof.

FIG. 3 is a top plan view of a music player module of a modular media player, shown separately for clarity of illustration;

FIG. 4 is a side elevational view of FIG. 3;

FIG. 5 is another side elevational view of FIG. 3;

FIG. 6 is a bottom plan view of FIG. 3, shown with car phone attachment;

FIG. 7 is a top plan view of a speaker module of a modular media player, shown separately for clarity of illustration;

FIG. 8 is a top plan view of a display module of a modular media player, shown separately for clarity of illustration;

FIG. 9 is a side elevational view of FIG. 7;

FIG. 10 is another side view of FIG. 7;

FIG. 11 is a top plan view of a combination of a music player and speaker module of a modular media player;

FIG. 12 is a top plan view of a combination of music player and display module of a modular media player; and,

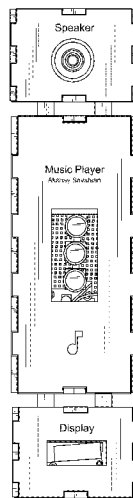
FIG. 13 is a top plan view of a modular media player shown in alternate arrangement of the music player, speaker, and display modules of a modular media player;

The broken lines indicate environment and form no part of the claimed design.

FIGS. 11 and 12 disclose the use of a modular media player with speaker and display modules respectively and FIG. 13 discloses alternate use of the modules of a modular media player.

The article of manufacture to which the ornamental design has been applied is a modular media player (e.g., MP3, Wav, AIFF etc.), a novelty item or toy.

1 Claim, 10 Drawing Sheets



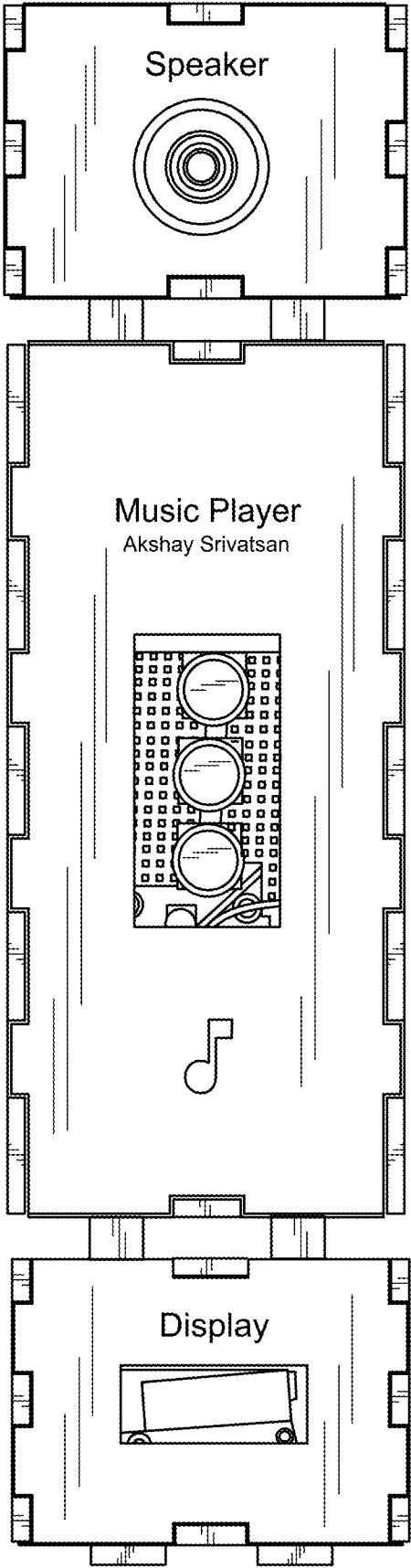


FIG. 1

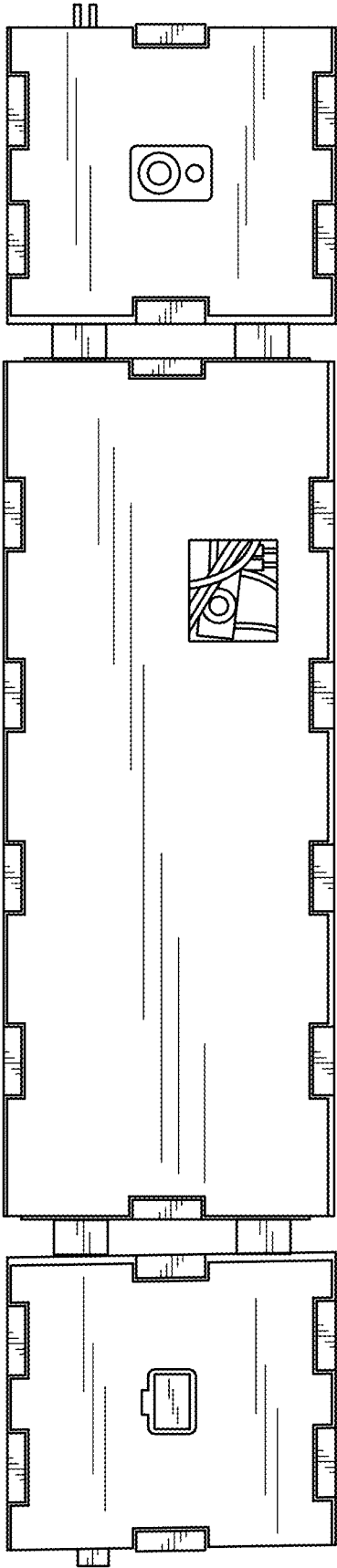


FIG. 2

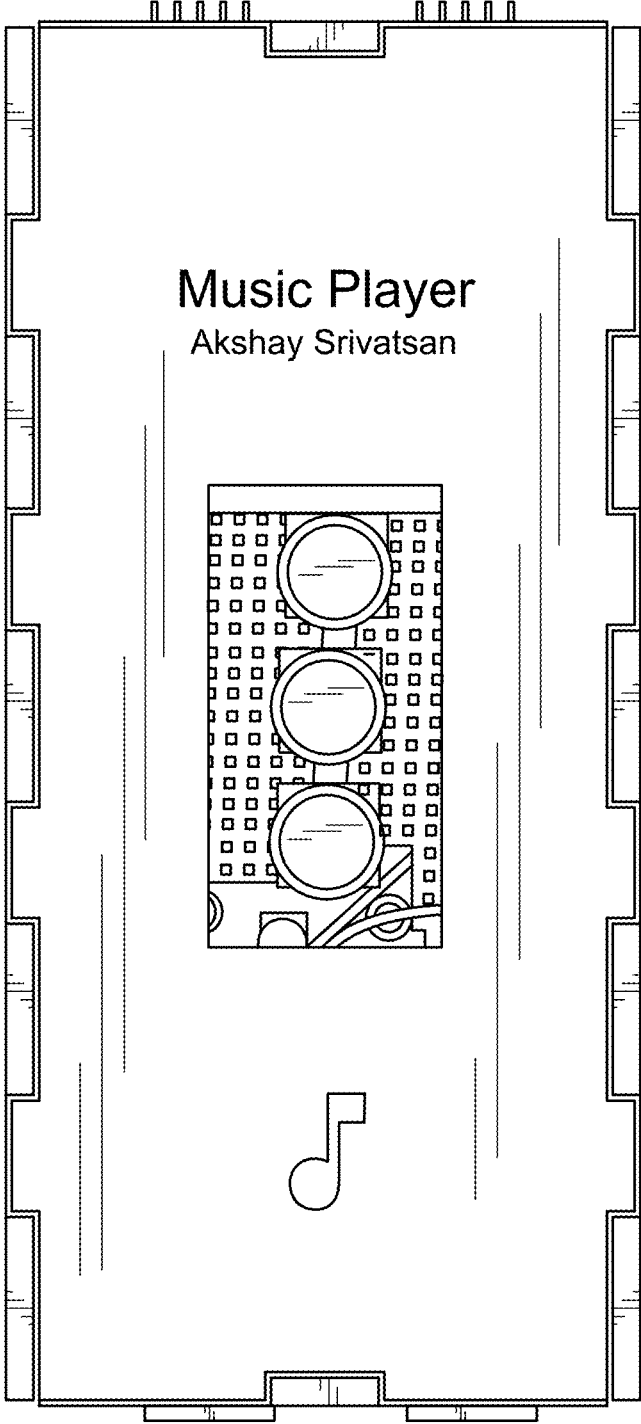


FIG. 3

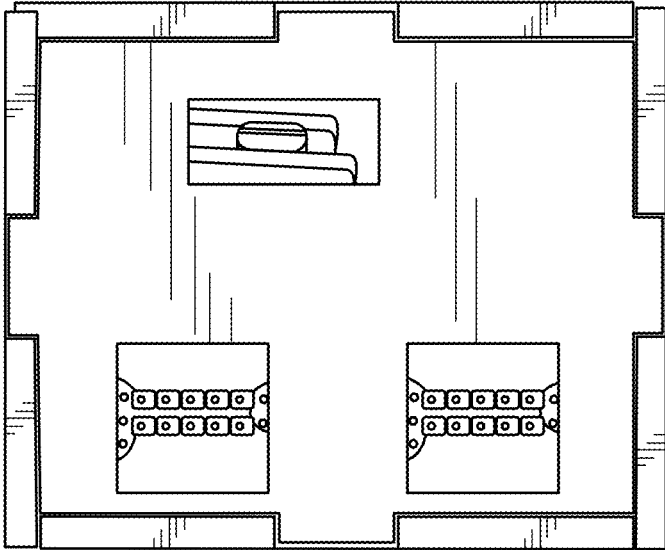


FIG. 4

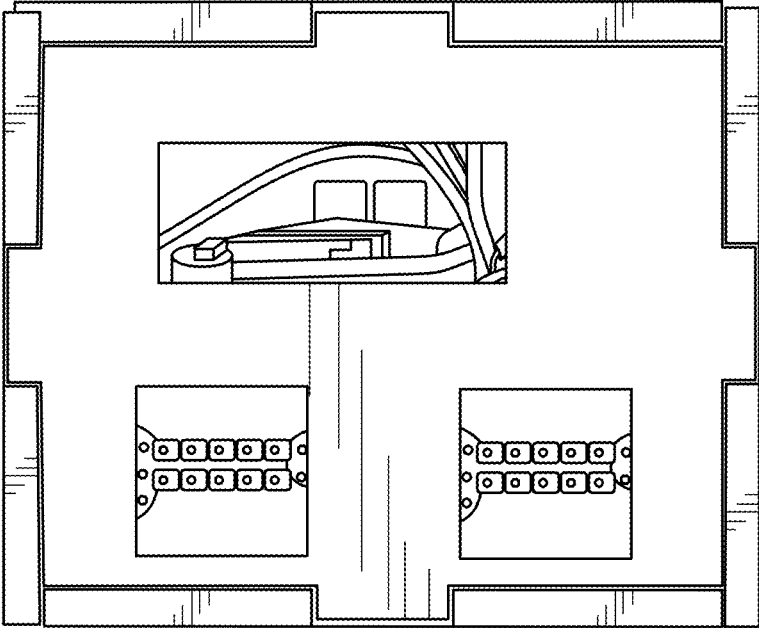


FIG. 5

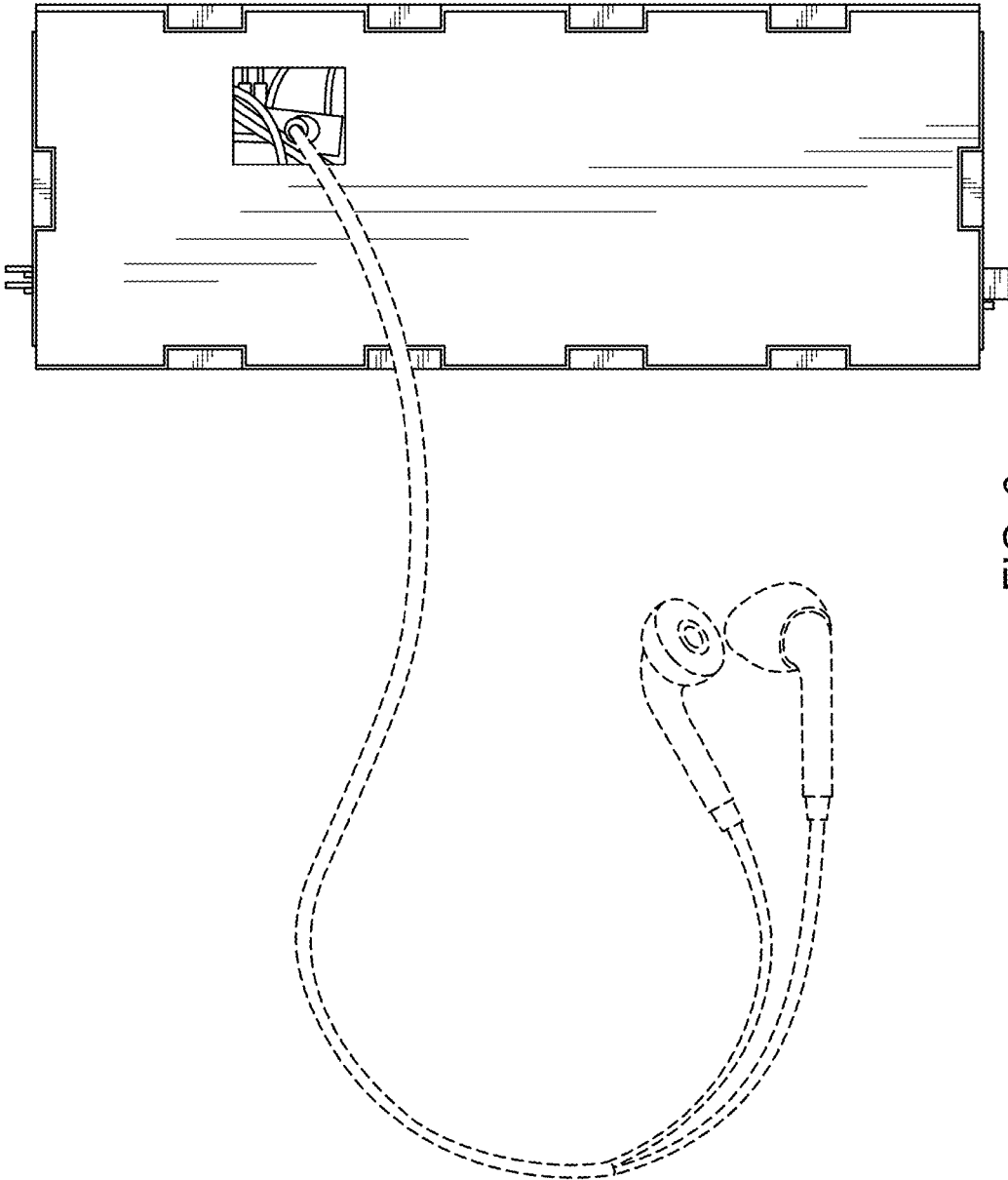


FIG. 6

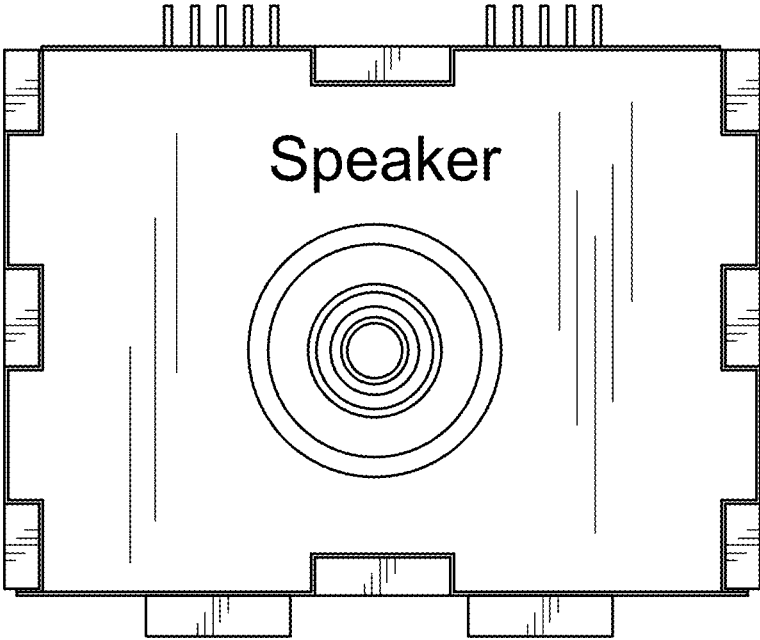


FIG. 7

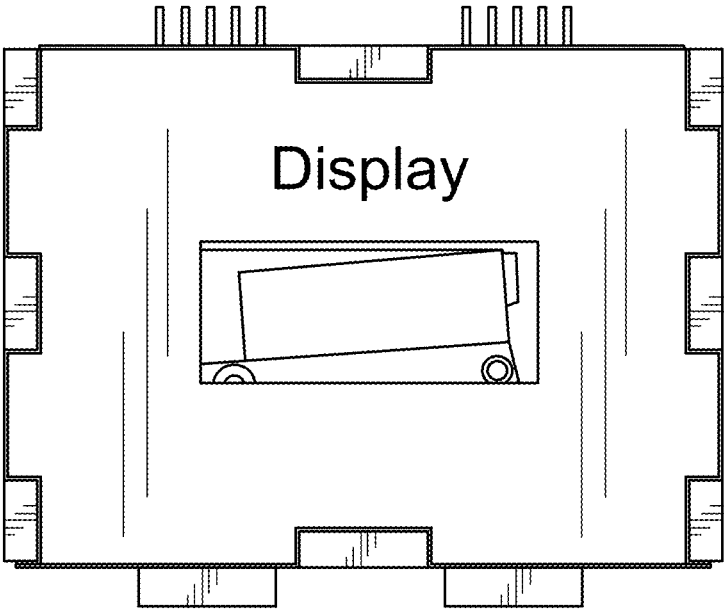


FIG. 8

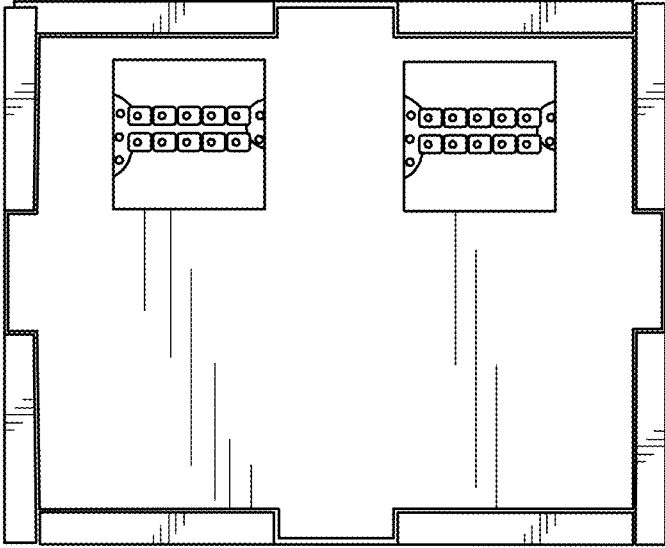


FIG. 9

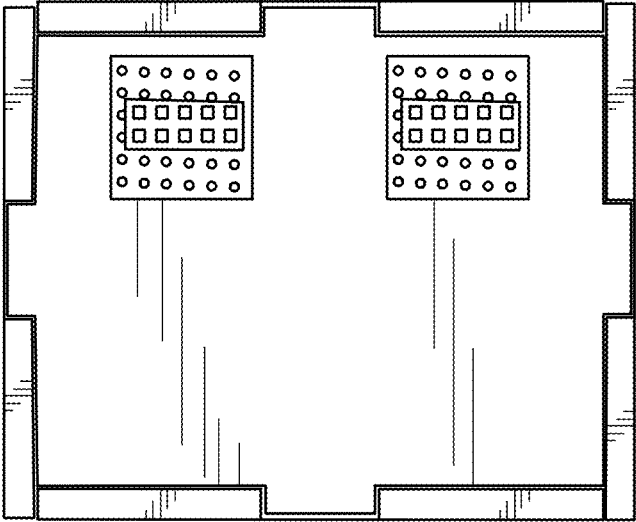


FIG. 10

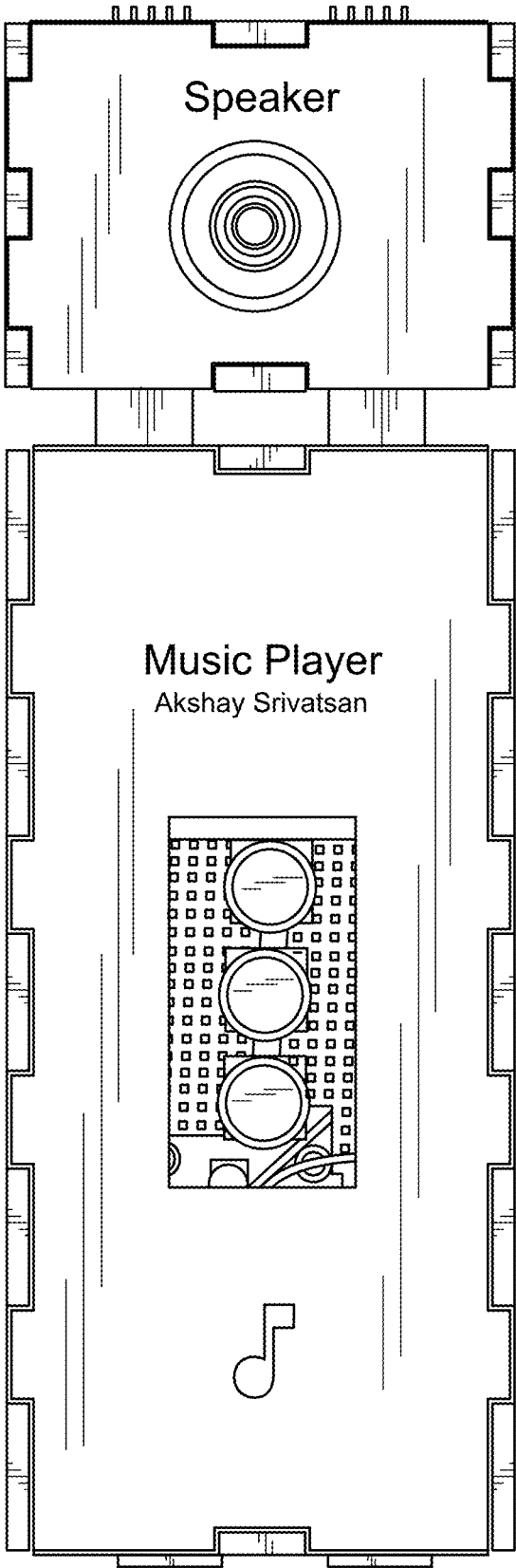


FIG. 11

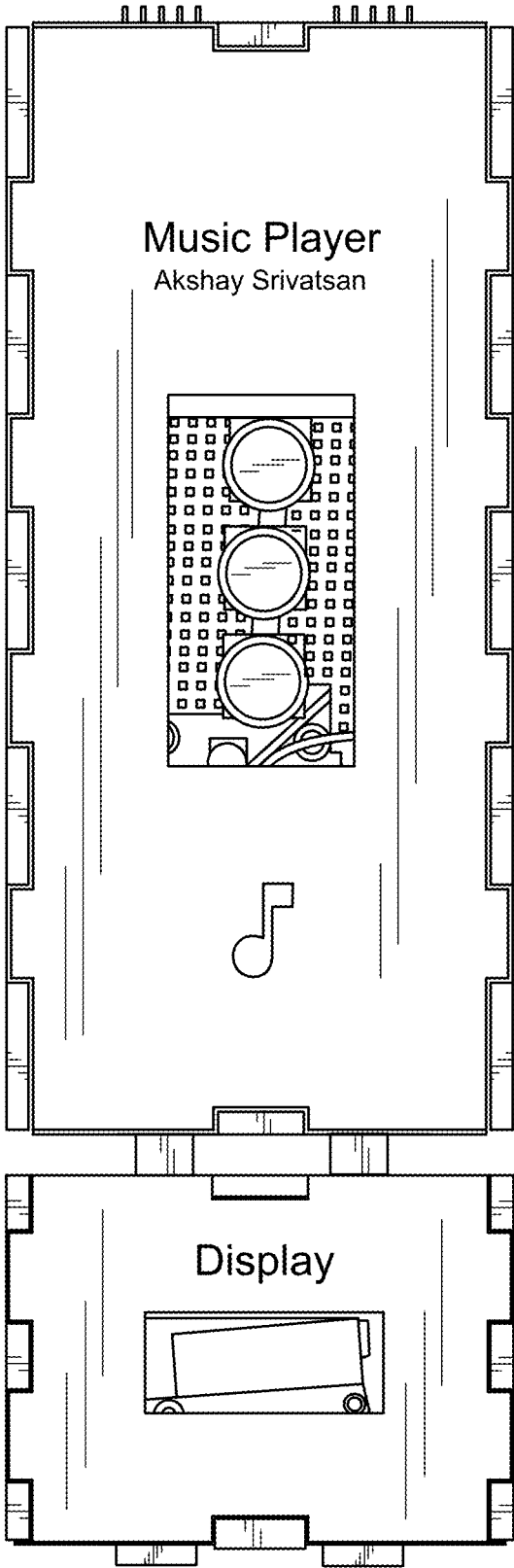


FIG. 12

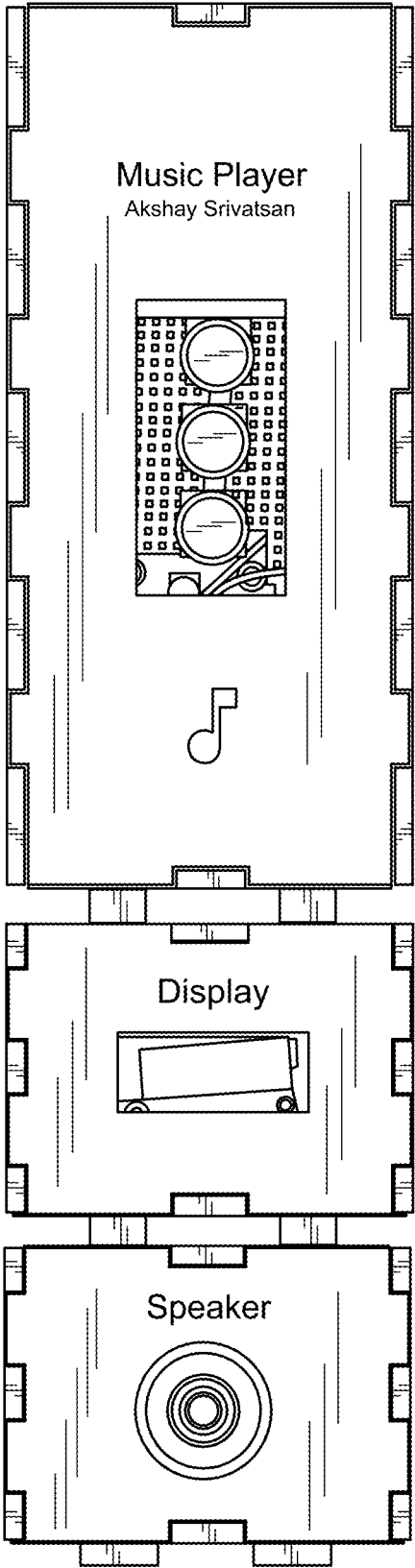


FIG. 13